



 **EUROPA®**



Let’s Get Started.

On the leading edge of fashion and function, Europa Cabinetry offers uncompromising quality, fit, and finish.

Browse the pages here to see what is possible. Add your personal taste and imagination. Collaborate with your local kitchen designer and craft your custom kitchen for your unique home and lifestyle. When it’s done, gather in family and friends and enjoy your new kitchen together.

UltraLux: *Ultra Contemporary*..... 4-11

See It In Your Mind. Hold It In Your Hands.....5

Textured Melamine: *Today’s Look and Feel*12-21

Integrated Pulls..... 15

Thinking Outside The Box..... 17

Thinking Inside The Box23

Thermofoil: *Easy Care and Value*22-29

Wood: *Classic, Natural Beauty*..... 30-63

Mix, Match, and Marry35

Deluxe Veneer: *Exotic and Sustainable Options*..... 45

Eurotek: *High Style, High Value*..... 64-65

Metal: *A Glint of Jewelry*..... 66-71

Glass: *Show Off A Little*.....70-73

Accessories74-79

Europa Advantages: *Performance Construction*..... 80-81

100-Year Limited Warranty82

Cabinet Care83



Crystal Lake door style in Maple with Melted Brie paint. Designer: Terry Trefry, Peacock Cabinetry. Photo: Randy Jeffcoat Builders.



South Beach door style in Pure White and Linear Silver UltraLux.

See It In Your Mind. Then Hold It In Your Hands.

Enjoy life-size samples of your favorite door/finish combinations in your home before you order cabinets.

Europa Cabinetry color/finish/material/style combinations are virtually limitless! Your kitchen designer will help you define your favorite looks on your way to your new kitchen.

Sample doors are the best way to visualize what your ideas will look like in your home. Printed posters and brochures, and even designers' color chips, will never be as accurate - or as exciting - as a sample door custom-made to your specifications.

Before you order cabinets, order sample doors of the combinations you're most excited about. They'll be ready in about a week. Live with the samples in your home until you know which look suits your family the best.





South Beach door style in Flint UltraLux.



Martin door style in Reclaimed Grey Textured Melamine and Acrilux II door style in Linear Bronze UltraLux.

Ultra Contemporary

UltraLux

If you want to maximize the contemporary style of your kitchen or bath, UltraLux is an excellent choice. Clean, sleek door designs add height to your room, while glossy, highly-reflective finishes make the whole room shine. Not a fan of high-gloss? We also offer Matte finishes that give you the look of a painted door with increased durability. UltraLux’s minimalism and Metal Drawer system will create a luxurious atmosphere and a sophisticated, contemporary appeal.

Our Metallic and Solid Color finishes are made by laminating a sheet of acrylic or polyethylene terephthalate (PET) to a door form made of medium-density fiberboard (MDF) and are engineered to be

the most scratch-resistant, high-gloss acrylic surfaces available. What more do you need... Dry Erase board performance? You got it. And when you wipe away the marker, the surface won’t ghost—guaranteed!

Linear finishes feature a high-gloss laminate film with a subtle graphic. UltraMatte finishes are ideal if you want a silky look and Aluminum brings in a brushed metal shine.

UltraLux can hold its own as a flagship feature in many defined styles such as modern, European, Asian, and minimalist. It will also deliver the look and feel of no-frills extravagance when combined with door styles and materials from our other programs.

Finishes

Solid-Color, High-Gloss Acrylic

The most scratch-resistant, high-gloss acrylic surface available. Dry Erase-certified. Guaranteed never to ghost!

<div>PURE WHITE</div> <div>AA E2 SB HM</div>	<div>CAPPUCCINO</div> <div>AA E2 SB HM</div>
<div>POWDER</div> <div>AA E2 SB HM</div>	<div>RACING RED</div> <div>AA E2 SB HM</div>
<div>CRÈME BRÛLÉE</div> <div>AA E2 SB HM</div>	<div>CARBON</div> <div>AA E2 SB HM</div>
<div>FLINT</div> <div>AA E2 SB HM</div>	<div>MIDNIGHT</div> <div>AA E2 SB HM</div>
<div>SAGE</div> <div>AA E2 SB HM</div>	<div>NAVAL</div> <div>AA E2 SB HM</div>

UltraMatte Acrylic

<div>REINA WHITE</div> <div>SB HM</div>
<div>SAGE</div> <div>SB HM</div>
<div>RIVER STONE</div> <div>SB HM</div>
<div>NAVAL</div> <div>SB HM</div>
<div>BLACK OPS</div> <div>SB HM</div>

Door Styles



<div>ACRILUX II</div> <div>Matching drawer front</div> <div>Shown in Linear Silver</div> <div>Brushed Aluminum-look edgebanding (pictured behind) is for Aluminum Laminate finishes only. All other finishes available on Acrilux II will have Aluminum-look edgebanding (pictured in front).</div> <div>Available with Integrated Pulls (page 17)</div>	<div>EDGEWATER</div> <div>Matching drawer front</div> <div>Shown in Champagne Metallic</div> <div>Two-tone edgebanding</div>	<div>SOUTH BEACH</div> <div>Matching drawer front</div> <div>Shown in Carbon</div> <div>Matching edgebanding</div> <div>Available with Integrated Pulls (page 17)</div>	<div>HOLLYWOOD</div> <div>Matching drawer front</div> <div>Shown in Reina White</div> <div>Matching edgebanding</div>
--	--	---	---

Metallic-Look, High-Gloss Acrylic

The most scratch-resistant, high-gloss acrylic surface available. Dry Erase-certified. Guaranteed never to ghost!

<div>SILVER METALLIC</div> <div>AA E2 SB</div>
<div>CHAMPAGNE METALLIC</div> <div>AA E2 SB</div>
<div>MICA METALLIC</div> <div>AA E2 SB</div>

Linear-Pattern, High-Gloss Acrylic

<div>LINEAR WHITE</div> <div>AA SB</div>
<div>LINEAR SILVER</div> <div>AA SB</div>
<div>LINEAR BRONZE II</div> <div>AA SB</div>
<div>LINEAR BLACK</div> <div>AA SB</div>

Aluminum Laminate Metal

<div>BRUSHED ALUMINUM</div> <div>AB</div>
<div>NICKEL ALUMINUM</div> <div>AB</div>
<div>STAINLESS ALUMINUM</div> <div>AB</div>
<div>BLACK ALUMINUM</div> <div>AB</div>

Finish availability by door style:
AA = Acrilux II/Aluminum-look Edgebanding
SB = South Beach/Matching Edgebanding
AB = Acrilux II/Brushed Aluminum-look Edgebanding
HM = Hollywood/Matching
E2 = Edgewater/Two-tone Edgebanding

Not all colors and finishes are available on all door styles. See designer for details. Printed and digital presentations should never be used for color matching. Order Sample Doors.



South Beach door style in Linear Bronze II UltraLux and Piper door style in Kona Vertical Textured Melamine.



Metropolis door style in Silver Elm Vertical Textured Melamine and South Beach door style in Powder UltraLux.

Integrated Pulls

Door and drawer hardware is decorative, functional and opinionated. Sometimes louder is better, but these new integrated pulls are quietly reserved and minimalist. Then again, if silence is what you need, try our Touch Latches and Metal Drawers with factory-installed Touch-To-Open.

Integrated pulls are available on Acrilux II and South Beach UltraLux door styles (pages 10-11) and Metropolis and Piper Textured Melamine door styles (pages 18-19).



INTEGRATED
C-PULL



INTEGRATED
L-PULL
(SHOWN LEFT)





Piper door style in Charred Vertical and Archicrete Textured Melamine and Finline Aluminum door style with Black Etch Tech Glass inserts.

Thinking Outside The Box

Our door materials are available as panels that can be used in your kitchen to cover... well, most anything. This homeowner and Europa designer chose Archicrete Textured Melamine panels to wrap the island sides and back. Archicrete looks like concrete and ramps up the industrial style in this kitchen. Why not a "concrete" wall too? More panels cover the wall behind the cabinets all the way up to the high ceiling.



In addition to faux-concrete panels, we offer subtle-to-bright colors, silky matte, high-gloss, aluminum, paint, textures, real wood and simulated wood from bleached to weathered to charred.

Today’s Look and Feel

Textured Melamine

Smooth is no longer the only option. Textured Melamine is becoming one of the most popular options for today’s homeowners. Choose the 3D character and feel of a wood door but in a product that’s unaffected by humidity, easy to care for and affordably priced.

Modern technology has made melamine an incredibly attractive option in both price and look. Europa Textured Melamine doors are made by thermally-fusing a printed, resin-covered, textured paper to a door form made of medium-density fiberboard (MDF). The result is a durable,


low-maintenance finish with an exciting texture that simulates a variety of real woods.

Our offering of Textured Melamine includes popular door styles which you can combine with an array of colors, wood grains, horizontal or vertical grain directions and degrees of texture.


If you want to create a warm, inviting room but prefer a wood-alternative product that can stand up to your life at home, try Textured Melamine.

Finishes


Fine-Textured




SILVER ELM
ME




FLAME OAK
ME



ARGENT OAK
ME



BURNISHED WALNUT
ME



EBONY ASH
ME

Finish availability by door style:

ME = Metropolis	KH = Kitty Hawk
P = Piper	MA = Martin

Door Styles



METROPOLIS
Matching drawer front
Available with either vertical or horizontal grain direction
Shown in Flame Oak Vertical
Available with Integrated Pulls (page 17)



PIPER
Matching drawer front
Available with either vertical or horizontal grain direction
Shown in Light Carbonite Horizontal
Available with Integrated Pulls (page 17)



KITTY HAWK
Slab or Matching drawer front
Features both vertical and horizontal grain directions which cannot be altered
Shown in Vineyard Oak



MARTIN
Matching 3-PC drawer front
Features both vertical and horizontal grain directions which cannot be altered
Shown in Wired Silver

Coarse-Textured

DRIFT WHITE KH MA P	STRAND PINE KH MA P	LIGHT CARBONITE KH MA P
RAW COTTON KH MA P	HIMALAYAN KH P	VINEYARD OAK KH MA P
GLACIER KH P	WIRED SILVER KH MA P	CYPRESS GOLD KH MA P
RIFT WHITE PINE KH MA P	KONA KH MA P	ECLIPSE KH P
SIENNA KH P	WIRED BROWN KH MA P	CHARRED P
RECLAIMED GREY KH MA P	HUSK KH MA P	ARCHICRETE P

Not all colors and finishes are available on all door styles. See designer for details. Printed and digital presentations should never be used for color matching. Order Sample Doors.





Kitty Hawk door style in Rift White Pine Textured Melamine and Chesapeake door style in Mineral Grey paint.



Piper door style in Vineyard Oak Textured Melamine and Eastover door style in Coal and Haze SuperMatte Thermofoil.

Thinking Inside The Box



15% MORE STORAGE SPACE!

Full-access cabinets have up to 15% more storage space than framed cabinets. And no knuckle-nicking frame or center stile to impede access to stored items. Go ahead and buy those large plates you've had your eye on.

INTERIOR FINISHES

Insides (and outsides!) are protected with moisture-resistant, easy-to-clean melamine. Interiors of cabinets with glass doors, or no doors, are color-coordinated to look great with the overall look of the kitchen.

EDGES

Front edges have matching or coordinating edgebanding. All edges are covered for moisture-resistance.

SHELVES

Adjustable, full-depth shelves are 3/4"-thick, edgebanded, and supported with metal shelf clips.

HINGES

Blum® durable, self-closing hinges are 6-way-adjustable for precision door alignment.

Learn more about Europa Advantages and Performance Construction on pages 80-81.



Adriatic door style in Dark Ebony II Thermofoil Horizontal and South Beach door style in Pure White UltraLux.

Designer: Dan Smith, Kitchens by Ambiance, Photo: LDR Photography.



Adriatic door style in Mink Thermofoil. Designer: Brian Bene of TOPCO Distributing. Photo: Robert Trawick of Six One Six Studios.

Easy Care and Value

Thermofoil

Our Thermofoil doors bring you easy maintenance, long-lasting durability and beautiful styles, colors and finishes, making this option one of the best values in cabinetry.

Made by the heat-and-vacuum application of a rigid vinyl to a door form made of medium-density fiberboard (MDF), Thermofoil doors provide a flawless finish with a clean, smooth surface and superior stability.

Finishes range from white to greys to nut browns to striking faux wood patterns, deep colors, high-gloss and silky SuperMatte.

Thermofoil is low-maintenance due to its moisture-, chip-, and stain-resistant finishes. Its easy care is appealing to many busy families. For most kitchen splatters and spills, Thermofoil cabinets can be easily wiped clean with a soft damp cloth.

Door styles range from modern square- and rounded-edge slabs to traditional raised-panel looks with transitional, recessed-panel and Shaker styles in-between. High-gloss and horizontal grains on a slab-style door shout urban contemporary, but solid colors on a door with a center panel captures the beauty of classic painted wood at a much lower cost.

Door Styles:



ADRIATIC
Matching drawer front
Available in all Thermofoil finishes
Shown in Dark Ebony II Horizontal



MISSION II
Slab or Matching drawer front
Available in Matte White, Satin White, Shark, Clay, Coal, Haze and Mink
Shown in Shark



LEXINGTON
Slab or Matching drawer front
Available in Matte White, Satin White, Clay, Coal, Haze and Mink
Shown in Clay



GRECO
Matching drawer front
Available in Matte White, Satin White, Shark, Clay, Coal, Gloss White, Haze and Mink
Shown in Matte White



CELLINI
Matching drawer front
Available in all Thermofoil finishes
Shown in Silver Walnut



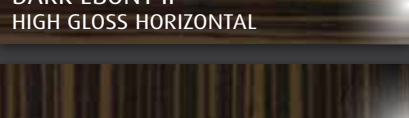

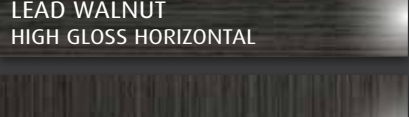


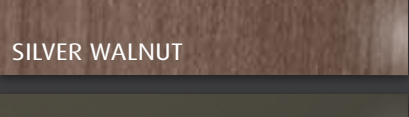

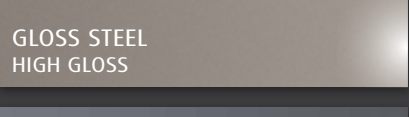




EASTOVER
Slab or Matching drawer front
Available in Matte White, Satin White, Shark, Clay, Coal, Haze and Mink
Shown in Haze



PASADENA
Matching drawer front
Available in Matte White, Satin White, Shark, Silver Walnut, Clay, Dark Ebony II, Gloss Steel, Gloss White, Lead Walnut and Mink
Shown in Gloss White

Not all colors and finishes are available on all door styles. See designer for details. Printed and digital presentations should never be used for color matching. Order Sample Doors.

Finishes:



Adriatic door style in Shark Thermofoil. Designer: Jorge A. Martinez, CKD, Designer Kitchens LA.



Plainview door style in Cherry with Wenge stain (Low Sheen) and Slab door style in Bamboo Vertical with Coastal Grey stain.



Andover door style with Arctic White paint and Brown Linen glaze. Photo: BTW Images, LLC.



Stickley door style in Rustic Alder with Natural stain and Lakeway door style with Blue Ash paint.

Mix, Match, and Marry

These days many kitchen designs include an island in a different color, finish, or material than the perimeter cabinets. Here lighter, stained wood is paired with darker, painted wood in a contrasting color and in two different door styles.

We love designs that pair recessed panel wood doors with slab wood doors. Gloss looks even brighter when paired with matte. Texture works well with both gloss and matte.

There are no limits. Choose more than one combination. Order sample doors of your pairings and look at them in your home to help you decide.

Here are a few of our favorites:

- COCOA
Wood Stain on Maple

COASTAL GREY
Wood Stain on Maple
- RECLAIMED GREY
Textured Melamine

RIVER STONE
UltraMatte UltraLux
- SAGE
High-Gloss UltraLux

FLAME OAK
Textured Melamine
- COAL
SuperMatte
Thermofoil

NICKEL ALUMINUM
Aluminum Laminate
UltraLux
- NATURAL
Stain on Walnut

CUSTOM PAINT COLOR



Evanston door style in Oak with Platinum Grey stain.

Classic, Natural Beauty

Wood Door Styles

Wood is the most traditional choice for cabinet doors. Our Wood Program provides an incredible range of options that are relevant to today’s design and architectural styles. You can achieve almost any look or ambiance you want by marrying the door styles, colors, and finishes that excite you.

Our selection of door styles is diverse: simple, traditional, ornate, multi-dimensional, raised panels, recessed panels, wide stiles, thin stiles, slats and more. And keep in mind each door can provide a very different look depending on the colors, finishes and drawer fronts you combine.

Because they are a natural material, wood doors add an overall softness to kitchens, yet are strong and durable. Enhance their natural beauty with stains and finishes that allow the unique characteristics of your wood species to come through, like knots, color variations, and grain patterns. Or have your doors painted for a bolder, more consistent color presentation, still awarding you with wood’s comfortable attitude.

Need a little more character than a stain or paint can provide? Check out our low-charge specialty glaze and distressed finishes to further influence the look of your cabinetry. Create exactly what you want, and stay on budget.

Recessed Panel Wood Door Styles



CHESAPEAKE
Slab or Matching drawer front
Shown in Mineral Grey
O M C A RB



BRECKENRIDGE
Matching drawer front
Shown in Melted Brie
O M C RC A RA RB



MARSHALL
Slab or Matching drawer front
Shown in Walnut, Natural
O M C A RB W



LAKEWAY
Slab or Matching drawer front
Shown in Pebble Grey
O M C A RB



ANDOVER
Slab or Matching drawer front
Shown in Maple, Briarwood, Brown Glaze
O M C A RB



AVON
Slab or Matching drawer front
Shown in Wings
O M C A RB MDF



AVON WIDE
Slab or Matching drawer front
Shown in Arctic White
O M C A RB MDF



BOCA RATON
Matching drawer front
Shown in Cherry, Wenge
O M C



BRECKENRIDGE WIDE
Matching drawer front
Shown in Maple, Caramel, Mocha Glaze
O M C RC A RA RB



BRISTOL
Slab or Matching drawer front
Shown in Beach White
O M C A RB



BROADVIEW
Slab or Matching drawer front
Shown in Alder, Storm Grey
O M C A RB



CHARLOTTE
Slab or Matching drawer front
Shown in Maple, Saddle
O M C A RB



CRYSTAL LAKE
Slab or Matching drawer front
Shown in Melted Brie
O M C RC A RA RB



DAYTONA
Slab or Matching drawer front
Shown in Oak, Briarwood
O M C A RB



DENNISON
Slab or Matching drawer front
Shown in Cherry, Caramel
O M C A RB



FRISCO
Matching drawer front
Shown in Maple, Briarwood
O M C



HAMPTON
Slab or Matching drawer front
Shown in Stone, Brown Glaze
O M C A RB



LAFAYETTE
Slab or Matching drawer front
Shown in Maple, Coastal Grey, Mocha Glaze
O M C A RB



LAUDERDALE
Slab or Matching drawer front
Shown in Melted Brie
O M C A RB

Available Species: O=Oak M=Maple C=Cherry RC=Rustic Cherry A=Alder RA=Rustic Alder RB=Red Birch W=Walnut MDF=Medium Density Fiberboard

Not all colors and finishes are available on all door styles. See designer for details. Printed and digital presentations should never be used for color matching. Order Sample Doors.

Recessed Panel Wood Door Styles, cont.



SHAKER
Slab or Matching drawer front
Shown in Walnut, Natural
O M C A RB W MDF



WICKER PARK
Slab or Matching drawer front
Shown in Blue Ash
O M C RC A RA RB



ROCKFORD
Slab or Matching drawer front
Shown in Alder Storm Grey
O M C A RB



PLAINVIEW WIDE
Slab or Matching drawer front
Shown in Red Birch, Natural
O M C A RB



OAKLAND PARK
Slab or Matching drawer front
Shown in Lunar Gray,
Brown Linen
O M C A RB



PLAINVIEW
Slab or Matching drawer front
Shown in Melted Brie
O M C A RB



PLANTATION
Slab or Matching drawer front
Shown in Oak, Cocoa
O M C RC A RA RB



RIDGECREST
Slab or Matching drawer front
Shown in Moon Bay
O M C A RB



SAGAMORE
Slab or Matching drawer front
Shown in Alder, Storm Grey
O M C RC A RA RB



SARASOTA
Slab or Matching drawer front
Shown in Oak, Nutmeg
O M C RC A RA RB



SHAKER WIDE
Slab or Matching drawer front
Shown in Red Birch, Natural
O M C A RB MDF



STICKLEY
Slab or Matching drawer front
Shown in Rustic Alder, Natural
O M C RC A RA RB



STICKLEY WIDE
Slab or Matching drawer front
Shown in Oak, Chestnut
O M C RC A RA RB



WINCHESTER
Matching drawer front
Shown in Maple, Briarwood
O M C RC A RA RB

Available Species: O=Oak M=Maple C=Cherry RC=Rustic Cherry A=Alder RA=Rustic Alder RB=Red Birch W=Walnut MDF=Medium Density Fiberboard



Plainview Wide door style in Rag & Bone paint. Designer: Tres Jolie Maison. Photo: Kim Smith.

Not all colors and finishes are available on all door styles. See designer for details. Printed and digital presentations should never be used for color matching. Order Sample Doors.

Raised Panel Wood Door Styles



ASHEVILLE
Matching drawer front
Shown in Maple, Chocolate,
Brown Glaze
O M C RC A RA RB



BOSTON
Contoured Slab or
Matching drawer front
Shown in Cherry, Nutmeg,
Brown Glaze
O M C RC A RA RB



EVANSTON
Slab or Matching drawer front
Shown in Mineral Grey,
Brown Glaze
O M C RC A RA RB



FAIRLAWN
Slab or Matching drawer front
Shown in Rustic Cherry,
Chestnut
O M C RC A RA RB



LIVINGSTON
Matching drawer front
Shown in Cherry,
Peppercorn
O M C RC A RA RB



MOUNT VERNON
Matching drawer front
Shown in Red Birch, Porcini
O M C RC A RA RB



OLD SALEM WIDE
Matching drawer front
Shown in Maple, Natural
O M C RC A RA RB



PLYMOUTH
Matching drawer front
Shown in Cherry, Briarwood
O M C



RAISED
Slab or Matching drawer front
Shown in Maple, Amber
M C



ROYALTON
Slab or Matching drawer front
Shown in Vintage Lunar Gray
O M C RC A RA RB

Available Species:
O=Oak RA=Rustic Alder
M=Maple RB=Red Birch
C=Cherry W=Walnut
RC=Rustic Cherry MDF=Medium
A=Alder Density Fiberboard



Raised door style in Urban Gray paint. Hampton door style in Mineral Grey paint with Nickel Linen glaze. Designer: Jenny Roush Newman, West End Cabinet Company. J. Sinclair Photography.

Not all colors and finishes are available on all door styles. See designer for details. Printed and digital presentations should never be used for color matching. Order Sample Doors.

A Clean and Simple Wood Look

Slab Wood Door Styles

Slab-style doors are the most modern of the wood looks, and unlike solid wood, these doors are stable and virtually unaffected by changes in temperature and humidity.

The only ornamentation on a slab door is the finish itself—any paint color or striking wood veneer. Choose paint and the look will be about color. Choose wood veneer and show off the unique grain patterns of natural wood.

RICHMOND II
Eased edge
Slab drawer front
Wood veneer, vertical grain only
Available in Oak, Maple, Cherry and Walnut with Stain finishes only; no Specialty finishes
Shown in Walnut, Natural



Richmond II door style in Walnut with Natural stain. Designer: Gretchen Ferreira of Style Bath & Kitchen and Meryl Phillips-Miller of Meryl & Miller. Open Homes Photography.

SLAB
Square edge
Slab drawer front
Wood veneer, vertical grain only
Available in Oak, Maple and Cherry with Stain finishes only; no Specialty finishes
Shown in Oak, Storm Grey



Slab door style in Oak with Storm Grey stain.

APEX
1/8" Round-Over Edge
Slab drawer front
MDF door available in any Paint color and Linen finishes only
Shown in Moon Bay



Apex door style with Moon Bay paint.

Exotic and Sustainable Options

Deluxe Veneer

Looking for extraordinarily beautiful cabinet doors in an eco-friendly material? Our Deluxe Veneers made of Bamboo or Rift Cut Oak bring you exotic looks from sustainable sources.

Fast-growing Bamboo is both renewable and sustainable. Our Bamboo veneer is made by thinly slicing blocks of compressed Bamboo shoots, giving each veneer a textured surface and original aesthetic patterns made from growth joints and grains. Bamboo is exceptionally durable with low maintenance.

Cut into a log perpendicular to its growth rings—a rift cut—and the result is lumber with a linear grain pattern. Our Rift Cut Oak veneers are made by combining pieces of dyed rift-cut oak to form a wood block of intentional grain and color. Thinly slicing the block produces veneers which mimic the look of uncommon wood species.

Horizontal or vertical grain direction, a natural finish or a tint of color, whatever your favorites, make a bold visual statement with our Deluxe Veneers. They'll be the centerpiece of your kitchen and your conversations.

Bamboo – horizontal or vertical grain

Available on Slab door style



Rift Cut Oak – horizontal or vertical grain

Available on Slab door style



Not all colors and finishes are available on all door styles. See designer for details. Printed and digital presentations should never be used for color matching. Order Sample Doors.

Celebrate the Nature of Wood

Stained Wood

Pair your favorite hint of color with the natural beauty of wood and turn your new cabinetry into fine furniture for your kitchen. Our 14-step finishing process adds depth and richness to wood’s color while bringing out the beauty of the grain.

Specialty Finishes



BROWN GLAZE MOCHA GLAZE NICKEL GLAZE

Glaze

Wood is stained, then if desired, distressed. Glaze is hand-applied and rubbed away leaving color collected in crevices unique to each door style.



Aged


Painted or stained wood is randomly dented with special tools to cause stress cracks, and sealed with a clear top coat.



Worn

A blend of rasping, stress cracks, worm holes, dents, and smoothly worn edges. Available on stains with Low Sheen.

Walnut




Red Birch



Oak




Alder and Rustic Alder



Hand-applied glazing and distressing are custom effects and will be slightly different on each application.

Not all colors and specialty finishes are available, or recommended, on all door styles. See designer for details. Printed and digital presentations should never be used for color matching. Order Sample Doors.

Cherry and Rustic Cherry



Maple



Time-Honored and Current

Painted Wood

Painted wood doors are as popular as ever. We use a 14-step, furniture-finishing process for beauty and durability topped off with either Standard or Low Sheen. You can stop there, or you can layer in hand-applied specialty techniques for an even richer, unique look.

Standard Paint Colors

<div>ARCTIC WHITE</div> <div>w/BROWN GLAZE</div> <div>w/MOCHA GLAZE</div> <div>w/NICKEL GLAZE</div>	<div>BEACH WHITE</div> <div>w/BROWN GLAZE</div> <div>w/MOCHA GLAZE</div> <div>w/NICKEL GLAZE</div>	<div>REPOSE GREY</div> <div>w/BROWN GLAZE</div> <div>w/MOCHA GLAZE</div> <div>w/NICKEL GLAZE</div>	<div>URBAN GRAY</div> <div>w/BROWN GLAZE</div> <div>w/NICKEL GLAZE</div>	<div>MOSS GREEN</div> <div>w/BROWN GLAZE</div> <div>w/MOCHA GLAZE</div> <div>w/NICKEL GLAZE</div>	<div>BLUE ASH</div> <div>w/BROWN GLAZE</div> <div>w/NICKEL GLAZE</div>
<div>SIMPLY WHITE</div> <div>w/BROWN GLAZE</div> <div>w/MOCHA GLAZE</div> <div>w/NICKEL GLAZE</div>	<div>BALBOA MIST</div> <div>w/BROWN GLAZE</div> <div>w/MOCHA GLAZE</div> <div>w/NICKEL GLAZE</div>	<div>LUNAR GRAY</div> <div>w/BROWN GLAZE</div> <div>w/MOCHA GLAZE</div> <div>w/NICKEL GLAZE</div>	<div>NETWORK GREY</div> <div>w/BROWN GLAZE</div> <div>w/NICKEL GLAZE</div>	<div>MINERAL GREY</div> <div>w/BROWN GLAZE</div> <div>w/NICKEL GLAZE</div>	<div>BOTTLE GREEN</div> <div>w/BROWN GLAZE</div> <div>w/MOCHA GLAZE</div> <div>w/NICKEL GLAZE</div>
<div>MELTED BRIE</div> <div>w/BROWN GLAZE</div> <div>w/MOCHA GLAZE</div> <div>w/NICKEL GLAZE</div>	<div>PEBBLE GREY</div> <div>w/BROWN GLAZE</div> <div>w/MOCHA GLAZE</div> <div>w/NICKEL GLAZE</div>	<div>CREEKSTONE</div> <div>w/BROWN GLAZE</div> <div>w/MOCHA GLAZE</div> <div>w/NICKEL GLAZE</div>	<div>MOON BAY</div> <div>w/BROWN GLAZE</div> <div>w/MOCHA GLAZE</div> <div>w/NICKEL GLAZE</div>	<div>PEPPER</div> <div>w/BROWN GLAZE</div> <div>w/MOCHA GLAZE</div> <div>w/NICKEL GLAZE</div>	<div>BLACK</div>
<div>WINGS</div> <div>w/BROWN GLAZE</div> <div>w/MOCHA GLAZE</div> <div>w/NICKEL GLAZE</div>	<div>RAG & BONE</div> <div>w/BROWN GLAZE</div> <div>w/MOCHA GLAZE</div> <div>w/NICKEL GLAZE</div>	<div>STONE</div> <div>w/BROWN GLAZE</div> <div>w/MOCHA GLAZE</div> <div>w/NICKEL GLAZE</div>	<div>Backs of doors are painted, but not glazed or distressed.</div> <div>Hand-applied glazing and distressing are custom effects and will be slightly different on each application.</div> <div>Due to the inevitable and natural movement of wood, paint finishes may show some cracking at joints.</div> <div>This is not considered a defect.</div> <div>Not all colors and specialty finishes are available, or recommended, on all door styles. See designer for details. Printed and digital presentations should never be used for color matching. Order Sample Doors.</div>		

Specialty Finishes



Glaze
Wood is painted, then if desired, distressed. Glaze is hand-applied and rubbed away leaving color collected in crevices unique to each door style.



Linen Finishes
Primed and painted wood is lightly hand-brushed with Brown or Nickel glaze creating a linear, brushed look. Available on Maple or MDF with Standard or Low Sheen.



Vintage Finishes
An innovative blend of light glazing, rasping, rub-off, worm holes, stress cracks, dents and smooth worn edges on any paint color on Maple. Sealed with a clear top coat. Low Sheen only.



Rubbed
Primed, painted wood is randomly sanded to reveal bare edges and high points, then sealed with a clear top coat. Add Glaze if available (no Linen, please). Always with Low Sheen.



Aged
Painted or stained wood is randomly dented with special tools to cause stress cracks, and sealed with a clear top coat.



Heritage
A combination of Rubbed and Aged detailing. Available on paints. Always with Low Sheen.

Custom Paint Colors

Don't see what you want in our paint colors? Have your designer send us a paint swatch or a sample of the item you want to match, and our Color Masters will produce a custom paint color just for you. Then we'll produce a full-sized sample door in the style you choose so you can take it home and make sure you love it.





Crystal Lake door style in Lunar Gray paint with Nickel Linen glaze. Designer: Terry Peacock, Peacock Cabinetry.



Sarasota door style in Stone paint with Brown Linen glaze and in Cherry with Porcini stain and Brown glaze.

Designer: Carina Stephenson, Sr. Design Consultant at Design Studio by Raymond; Architectural & Building Services provided by KTS Group.



Shaker door style in Urban Gray paint. Designer: Angela Goodall, Kitchen Choreography. Photo: Jason Hulet.



Stickley door style in Arctic White paint.



Rockford door style in Repose Grey paint with Brown Linen glaze. Designer: Angela Goodall, Kitchen Choreography. Photo: Jason Hulet.



Sagamore door style in Rustic Alder with Saddle stain and Brown glaze. Designer: Rachelle Elliott, NOVA Kitchen and Bath. Photo: Carl Amoth.



Broadview door style in Arctic White and Black, Low Sheen paint.

Designers: Gretchen Ferreira of Style Bath & Kitchen and Meryl Phillips-Miller of Meryl & Miller. Open Homes Photography.

High Style, High Value

Eurotek

The Europa Eurotek Program is a cost-effective solution for achieving the look of wood doors in a quality, low maintenance alternative. You get the benefits of high-style wood aesthetics, in a high-value product.

The woodgrain simulation is created by permanently laminating printed Eurotek veneer to a durable door constructed of medium-density fiberboard (MDF). This process eliminates expansion and contraction and color variances associated with real wood.

Eurotek not only has a consistent, authentic wood look, but you'll also enjoy the color-fast, durable finish of this smart product. It is beautiful, durable and affordable. Feel proud and excited about your kitchen, bath or living spaces, without breaking the bank.



Jamestown door style in Dove White Eurotek. Designer: Kitchen & Bath Design + Construction Design Team. Photo: Chrissy Racho.

Door Styles



CAPE MAY
Matching drawer front
Shown in Grey Opal




CLERMONT
Matching drawer front
Shown in Espresso



JAMESTOWN
Matching drawer front
Shown in Dove White



PHILADELPHIA
Matching drawer front
Shown in Dove White



LAKEHURST
Matching drawer front
Shown in Bright White


Finish availability
by door style:
CM = Cape May
C = Clermont
J = Jamestown
P = Philadelphia
L = Lakehurst

Not all colors and finishes are available on all door styles. See designer for details. Printed and digital presentations should never be used for color matching. Order Sample Doors.


Finishes



BRIGHT WHITE
CM C L




DOVE WHITE
J P




ALABASTER
CM C L




WHITE CYPRESS
CM C



GREY OPAL
CM C



GREY MIST
CM C



ESPRESSO
CM C



Lakeway door style in Maple with Lunar Gray paint and Cocoa stain, Low Sheen; Broadline Stainless Steel with Clarion Glass; and Piper door style in Kona Horizontal

Textured Melamine. Philadelphia Design Home. Photo: Jay Greene Photography.



Fineline Aluminum door style with Black Etch Tech Glass inserts, Piper door style in Charred Vertical, and Archicrete Textured Melamine panels.

A Glint of Jewelry

Metal

Professional and commercial spaces do not hold the sole right to feature metal and glass in a kitchen. Expand your cabinetry design options by considering our versatile metal frames and glass for your central decor theme, or just sprinkled throughout your space.

The light and reflections inherent in glass and metal brighten spaces, granting a clean, polished environment, and can also make your kitchen look more spacious. Going heavier on the amount of aluminum or stainless steel will result in more of an industrial or commercial flair.

Can't quite go all in with metal and glass? No problem.

Create the essence of your space with cabinetry you love, then add in a little bling. Metal pairs well with all of our other door materials in both transitional and contemporary styles. Just add a couple of metal and glass doors where they make sense functionally or where they can complement your overall design style.

It's easy to pull together beautiful doors from our Metal Program. The metal frames vary in width from Finline to Slimline to Broadline and pair well with any of our Tech Glass options. Clear, etched, backpainted and patterned glass can help you design a you-nique kitchen that isn't found anywhere else in the neighborhood.

Door Styles



FILINE ALUMINUM
w/Tech Glass selections
Shown with
Clarion White Tech Glass

Finline Aluminum doors with Tech Glass cannot be drilled for decorative hardware.



SLIMLINE ALUMINUM
w/Opaque Acrylic Insert
or Tech Glass selections
Shown with
Opaque Acrylic Insert



BROADLINE ALUMINUM
w/Tech Glass selections
Shown with
Clarion White Tech Glass




BROADLINE "STAINLESS STEEL"
w/Tech Glass selections
*An aluminum door with
stainless-steel appearance*
Shown with
White Etch Tech Glass


Backpainted Tech Glass should not be lit from behind. Printed and digital presentations should never be used for color matching. Order Sample Doors.

Tech Glass

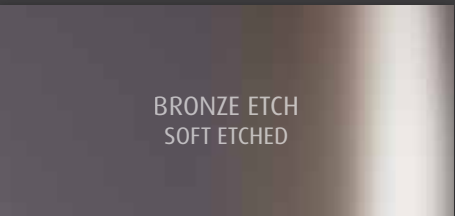
Pair Tech Glass with any of our Metal frames. Available in etched, backpainted and patterned styles, plus a variety of tints, Tech Glass can add moments of contemporary and industrial brilliance to your decor.



CLARION



CLARION ETCH
SOFT ETCHED



BRONZE ETCH
SOFT ETCHED



WHITE ETCH
BACKPAINTED, SOFT ETCHED



SILK ETCH
BACKPAINTED, SOFT ETCHED



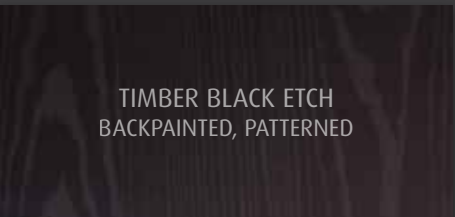
MIRROR ETCH
BACKPAINTED, SOFT ETCHED



CLARION WHITE
BACKPAINTED, PATTERNED



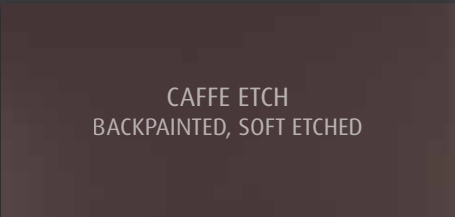
CANNES ASHLEY GREY
BACKPAINTED, PATTERNED



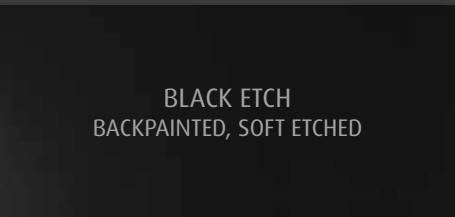
TIMBER BLACK ETCH
BACKPAINTED, PATTERNED



PEARL ETCH
BACKPAINTED, SOFT ETCHED



CAFFE ETCH
BACKPAINTED, SOFT ETCHED



BLACK ETCH
BACKPAINTED, SOFT ETCHED

Show Off A Little!

Art Glass



Mullion Options



Leaded Glass Options



Leaded Glass options are not available with every style of Art Glass. Many patterns are fixed as shown and cannot be altered. Ask your designer for details.



Stickley door style in Rustic Alder with Natural stain and Lakeway door style with Blue Ash paint.



Blum® Metal Drawer Divider System

Accessories

The fun of designing a new kitchen kicks up a notch when you're choosing accessories. We offer components that display, hide, pull out, spin, illuminate and organize.

The cooks in your family will appreciate how well we organize spices, pots and pans, and how we free-up counter space with dedicated storage for idle counter appliances.

When you entertain, LED lighting mellows the mood, Soft Close drawer glides cushion the noise, and built-in wine racks add a sophistication to the evening.

In the ultimate Europa kitchen, everything has a place. The pantries arrange neatly, drawers stay organized, lazy Susans save time, trash bins hide, and the bi-fold, swing-out and flip-up doors are ... well, they're just cool.

Enjoy the process of working with your Europa designer and then revel in your Europa reality!

Accessories

Pull-out, Pull-down, Lift-up, Spin Around

iMove Pull-down Shelf for Wall Cabinets
Kessebohmer Pull-out Trays
Kessebohmer Pull-out Pantry Base Cabinets
Kessebohmer Lemans Pull-outs in Blind Corner Highboards and Base Cabinets
Chrome Pull-outs in a Blind Corner Base Cabinet
Century Pull-out Organizer Base Cabinets
Century Cookie Tray Pull-out Cabinet
Century Pull-out Canister Organizer Base Cabinets
Century Pull-out Knife Block Organizer Base Cabinet

Narrow Spice Pull-outs
Glideware Pots & Pans Pull-out
Kessebohmer Sink Caddy
Mixer Lift-Up Base Cabinet
Kessebohmer Larder Tall Cabinets
Kessebohmer Pantry Tall Cabinets
Kessebohmer Dispensa Pantry Tall Cabinet
Century Pantry Pull-out Tall Cabinet
Century Hutch Pull-out Organizer Vanity Cabinets



Kessebohmer Pull-outs



Kessebohmer Pantry Pull-out Base Cabinets



Kessebohmer Lemans Pull-outs for Blind Corner Highboard and Base Cabinets



Kessebohmer Larder Tall Cabinets



Kessebohmer Twister Lazy Susans



Wood, Shelf-mounted Lazy Susans



Kessebohmer Chrome Rail Lazy Susans

Lazy Susans

Kessebohmer Twister
Wood, Shelf-mounted
Kessebohmer Chrome Rail



Century Pantry Pull-out Tall Cabinets



Century Organizer Pull-out Base Cabinets



Century Cookie Tray Pull-out Base Cabinets



Century Canister Pull-out Base Cabinets



Glideware Pot-and-Pan Rack



Kessebohmer Sink Caddy



Laundry: Tall Hampers (shown), Base Hampers, Vanity Hampers, Hanging Hampers



Cool Doors: Swing-up (shown), Bi-fold, Flip-up, Metal Tambour Roll-up, and Pocket

Clean & Green

Kessebohmer Waste Basket
Century Waste Bin
Hanging Trash Bin
Single Trash Bin
Double Trash Bin
Recycle Bin
Revolving Recycle Bins
Vanity Trash Bin



Kessebohmer Waste Basket Base Cabinets



Hanging Trash Bins Base Cabinets



Revolving Recycle Bins

Soft-Close Drawer Systems

Wood Dovetail Drawers w/Soft Close
Wood Dovetail Pull-outs w/Soft Close
Metal Drawers w/Soft Close
Metal Drawers w/Soft Close and
Touch-to-Open *Go hardware-free!*
Metal Pull-outs w/Soft Close



Wood Dovetail Drawers w/Soft Close



Wood Dovetail Pull-outs w/Soft Close



Metal Drawers w/Soft Close



Metal Pull-outs w/Soft Close

Accessories

Drawer Organization

Pull-out Trays Above Drawers
2-Tier Top and Pots & Pans Drawers
Fineline MOVE Boxes
Fineline Pegboard System
Stainless Steel Dividers
Dovetail Cutlery Dividers
K-Cup Holder
Fineline Tray System with Accessories



Fineline MOVE Boxes



Fineline Pegboard System



Dovetail Cutlery Insert



K Cup Drawer Insert

Blum Dividers for Top Metal Drawers
Blum Dividers for Deep Metal Drawers
Wood Knife Block
Blum Plastic and Foil Wrap Dispensers
Convertible Plate Holder
Bread Bin
Charging Drawer
Non-slip Mat



Fineline Tray System with Accessories



Blum Metal Drawer Dividers – Top Drawers



Blum Metal Drawer Divider – Deep Drawers



Convertible Plate Holder

For Wine Lovers

Chrome Stemware Rack
Chrome Bottle Rack
Wood Stemware Rack
X Wine Cabinet
Lattice Wine Cabinet
Wine Cubes Cabinets



Wine Accessories



X Wine Rack



Wine Cubes

Shelving

Glass Shelves
Open/Floating Shelves
Electronics Pull-out Shelves

Lighting

PowerPocket LED Puck Lighting
SimplLED Light Bar System
LED Flex Tape System



Electronics Pull-out Shelf



Open & Floating Wall Shelves



LED Lighting and Glass Shelves

Finishing Touches

Touch Latches
Wainscoting
Walk-Through Pantry Doors
Mouldings and Trim
Decorative Brackets, Corbels,
Feet, Legs and Posts
Decorative Valances
Veneer Wood Tops



Wainscoting



Decorative Brackets, Corbels, Feet,
Legs and Posts



Decorative Valances

Spice it Up

Spice Rack, Door-mounted
Spice Drawer Cabinets
Spice Pull-out Cabinets
Narrow Spice Pull-outs
Spice Drawer Insert
Orga Line Spice Drawer Insert



Spice Drawers



Letter File

Home Work

Letter Cubbies
Desk Cabinets
Hanging Drawers
File Cabinets
Trash Bin Cabinets

Leftovers

Range Hoods
Appliance Garages
Wicker Basket Cabinets
Vegetable Drawer Cabinets
Tray Divider Cabinets
Island Cabinets with Feet



Range Hoods



Appliance Garages

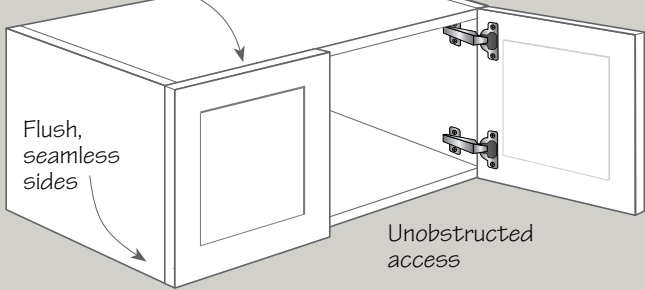


Island Cabinets with Metal Feet

Europa Advantages

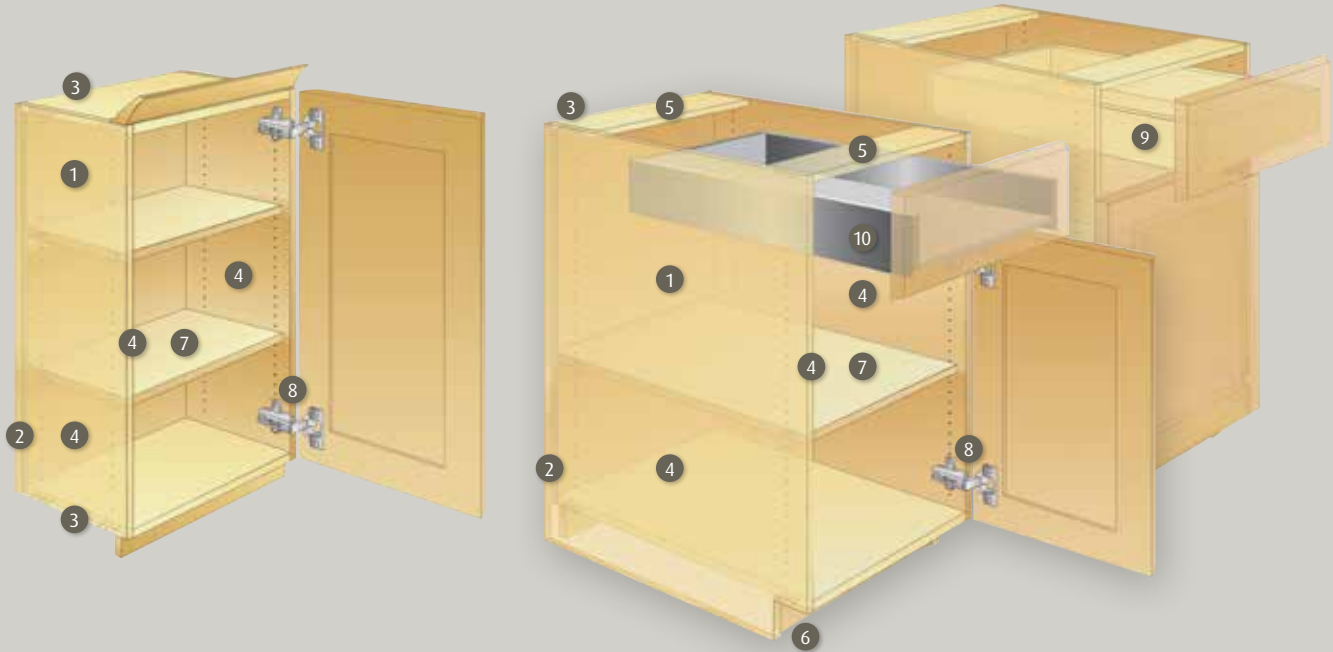
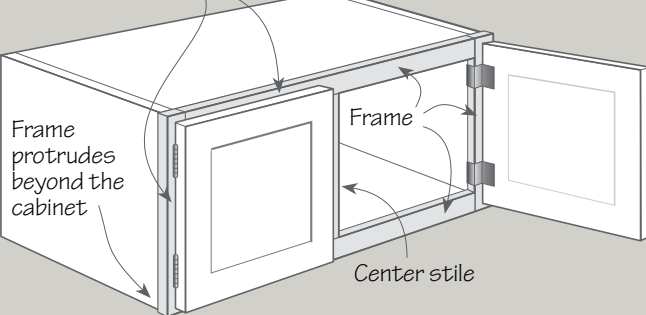
FULL ACCESS CONSTRUCTION

True Full Overlay: doors cover entire face of the cabinet



FRAMED CONSTRUCTION

Reveal of the frame shows around the door



FULL-ACCESS DESIGN

UNOBSTRUCTED ACCESS

A full access, or frameless, cabinet has no knuckle-nicking frame or center stile to impede access to stored items. Cleaning is easier too.

THE CLEANEST LOOK

Instead of a frame sticking out beyond the box, cabinet sides are seamless and flush.

Doors cover the entire face of the cabinet. It's called *true full-overlay*, and it's key to a clean, modern look.

15% MORE STORAGE SPACE!

Best of all, with no frame stealing space from cabinet interiors and drawers, full-access cabinets have up to *15% more storage space!* Go ahead and buy those large plates you've had your eye on.

LEADING-EDGE FASHION, FUNCTION, AND FIT

SO MUCH TO CHOOSE FROM!

We offer a comprehensive selection of today's most-popular styles, finishes and materials from high-gloss to UltraMatte: acrylic, textured melamine, thermofoil, Eurotek, metal, glass, and of course, classic wood. No worries! Your professional Europa kitchen designer will help you choose.

FINE FURNITURE FINISHES

If wood is your style, we offer Oak, Maple, Cherry, Rustic Cherry, Alder, Rustic Alder, Red Birch, and Walnut. Select from our palette of stains, paints, custom paints, glazes, Linen and distressed artisan finishes. All hand-crafted with our 14-step finish process.

CUSTOM STORAGE OPTIONS

Outfit your kitchen with accessories for the way you live: pantries, drawer organizers, spice and wine racks, waste and recycle bins... And, your home doesn't stop at the kitchen. Explore storage solutions for the bathroom, home office, playroom, and entertainment centers.

EXPAND YOUR BUDGET

We will custom-modify a cabinet's width, height, and depth, for no charge*. Finished Ends are no charge, as are Finished Interiors.

*up to the next standard size cabinet

CONFIDENCE AND ASSURANCE

TRY BEFORE YOU BUY

Live with your favorites before you decide. With Europa's super-fast Sample Program you can hold samples of your favorite door styles and finishes in about a week.

KINDLY MADE, IN AMERICA

Europa Cabinetry is built in Liberty, NC, in the heart of the country's furniture manufacturing industry, from domestically- and globally-sourced components. We are certified to the KCMA Environmental Stewardship Program and comply with strict CARB II standards.

100-YEAR LIMITED WARRANTY

PERFORMANCE CONSTRUCTION

ARCHITECTURAL SPECIFICATIONS

1. **Cabinet box** is manufactured with 5/8"-thick, environmentally-friendly, EPP-certified Engineered Furniture Core or All-Plywood panels; dowel-and-glue joinery.

2. **Back panel** is 5/8"-thick, fully-captured, machine-fitted and provides structural integrity and options for installation screws.

3. **Top, bottom and sides** are flush for easier installation, easier application of footed mouldings and light rails, and a furniture-like appearance.

4. **Finish** for Top, bottom and sides – inside and out – are in White, Grey or Neutral Woodgrain moisture-resistant melamine. Exposed edges are edgebanded. Total coverage protects against moisture.

Finished Ends, Finished Interiors and Panels are color-coordinated with the door finish. Front edges have matching wood or coordinating PVC edgebanding.

5. **Full-width stretchers**, front and rear, provide solid support and a mounting surface for countertops.

6. **Toe-space blocking**, front and rear, for stability.

7. **Shelves** are 3/4"-thick, full-depth, edgebanded, adjustable, and supported with metal shelf clips.

8. **Hinges** are Blum durable steel, fully-concealed, clip-on/off, self-closing, 110°, 6-way-adjustable (for precision door alignment), with a lifetime manufacturer's warranty and soft-close operation.

9. **Wood Dovetail Drawers and Pull-outs with Soft Close**
The drawer box has 5/8"-thick, solid wood on all four sides, dovetail joinery at each corner, and 1/4"-thick, fully-captured bottom, all in natural-finish Birch (standard) or Walnut (upgrade). Soft Close glides allow smooth and silent closing. Glides are a full-extension, tandem, undermount system with a 100-lb. static / 90-lb. dynamic load rating. Glides have a Blum lifetime warranty.

Wood Dovetail Drawers are standard on cabinets with all door styles except UltraLux.

10. **Metal Drawers and Pull-outs with Soft Close**
Blum Legrabox. Sides are fingerprint-less metal with a stainless steel look. Bottom and back are 5/8"-thick grey melamine. Soft Close glides are a built-in, full-extension, undermount system with 125-lb. static / 110-lb. dynamic load rating. Glides have a lifetime warranty from Blum.

Metal Drawers are standard on cabinets with UltraLux door styles and available as an upgrade with all other door styles.

Touch-To-Open
An upgrade to the Metal Drawer. Open the drawer by pressing on the drawer front; eliminate the need for decorative hardware.



100-Year Limited Warranty

Europa Cabinetry ("We" or "Us") extends the following limited warranty ("Limited Warranty") to the first purchaser ("Original Purchaser" or "You") of a cabinet manufactured by Us (each, a "Product"). This Limited Warranty is only applicable to Products sold and used in the applications described below within the United States and Canada. Except as allowed below, You may not assign or transfer this Limited Warranty.

WHAT DOES THIS LIMITED WARRANTY COVER? Subject to the exclusions and limitations set forth in this Limited Warranty, We warrant to You that each Product will be free from defects in material and workmanship, under normal use and maintenance, for the applicable warranty period stated below. This warranty gives You specific legal rights, and You may have other rights which vary from State to State.

WHAT IS THE WARRANTY PERIOD APPLICABLE TO RESIDENTIAL PURCHASERS? If You are a Residential Purchaser, then the warranty period for Your Product (excluding certain components discussed in the following paragraph) is for as long as You own the dwelling in which Your Product was originally installed and used as a primary or secondary home. Under this Limited Warranty, a "Residential Purchaser" means a person who purchases and installs the Product in a dwelling that is owned and used by that person as a primary or secondary home. A Residential Purchaser also includes any person such as a builder, contractor or developer that purchases and installs the Product in a newly constructed dwelling that will be used as a primary or secondary home. This Limited Warranty may be assigned by a builder, contractor or developer to the first owner of a newly constructed dwelling in which the Product was originally installed, provided that dwelling is used by the first owner as a primary or secondary home. Remodelers, landlords, and leasing companies will be considered a Commercial Purchasers (as defined below).

Notwithstanding the preceding paragraph, the warranty periods applicable to the following Product components that were not originally manufactured by Us are as follows:

- Lighting, Electronic, and Powered components: 2 years from the date of original purchase.
- Decorative Hardware: 5 years from the date of original purchase.
- Cabinet Organizers: 5 years from the date of original purchase.

WHAT IS THE WARRANTY PERIOD APPLICABLE TO COMMERCIAL PURCHASERS? If You are a Commercial Purchaser, then the warranty period for Your Product or any components of Your Product is twelve (12) months from the date of purchase. A "Commercial Purchaser" is any Original Purchaser of a Product that is not a Residential Purchaser. Commercial Purchasers include remodelers, landlords, leasing companies, and other private or public businesses that purchase and install the Product in a dwelling that will be sold, leased or used as a rental unit or for any non-residential purposes.

DISCLAIMER OF OTHER WARRANTIES: THIS LIMITED WARRANTY IS OUR SOLE AND EXCLUSIVE WARRANTY WITH RESPECT TO THE PRODUCTS. ALL IMPLIED WARRANTIES ARE STRICTLY LIMITED TO THE DURATION OF THE LIMITED WARRANTY APPLICABLE TO THE PRODUCT AS STATED ABOVE, INCLUDING BUT NOT LIMITED TO, ANY WARRANTY OF MERCHANTABILITY OR OF FITNESS FOR A PARTICULAR PURPOSE. Some States do not allow limitations on how long an implied warranty lasts, so the above limitation may not apply to You.

WHAT THIS LIMITED WARRANTY DOES NOT COVER (EXCLUSIONS): The Limited Warranty does not apply to any Product:

- (1) installed or used outdoors;
- (2) used for purposes for which it is not designed or intended by Us;
- (3) which have been subjected to misuse, vandalism, abuse, negligence, accident, or unauthorized modifications;
- (4) which have been improperly stored (if the Product must be stored, it should be covered and stored in a humidity and temperature controlled environment, away from direct sunlight);
- (5) which have been improperly installed, cleaned, or maintained (for more information regarding the proper use and care of the Product, please consult the applicable Use and Care Instructions that accompanied the Product or that can be found at www.europacabinetry.com/about/100-year-limited-warranty);
- (6) which have been subjected to improper temperature, moisture and/or humidity extremes (temperature outside the range of 50-85°F and humidity outside the range of 30-55% are considered extreme);

- (7) damaged by fire, flood, acts of God, or other external causes beyond our control; and/or
- (8) exhibiting normal wear and tear.

In addition, natural woods may vary in color and characteristics and exhibit subtle changes as they age. For example, painted doors, drawer fronts, and face frames may eventually have visible cracking around the joint area, and cabinet colors may darken or lighten over time. Sunlight, smoke, and other environmental conditions may also affect the color and integrity of the Product's finish or appearance over time. These variations are considered to be the nature of the material in relation to their environmental exposure and are not covered under this Limited Warranty.

Certain household cleaners and other substances may also affect the color and integrity of the Product's finish or appearance over time. Do not use abrasive cleaners, cleaners that contain chlorine, acidic cleaners, scuffing sponges or steel wool because they may scratch and affect the color or finish of the Products. Any such effects on the color and/or integrity of the finish or appearance over time are not considered defects in material or workmanship and are not covered by this Limited Warranty.

ORIGINAL PURCHASER'S SOLE AND EXCLUSIVE REMEDY: In the event of a defect in the workmanship or materials of a Product or Product component, We will, at our option, repair or replace any defective Product or Product component; provided, if it is not commercially feasible to repair or replace a defective Product or Product component, We may refund the original price paid by You for the defective Product or Product component, or provide a credit towards a similar type of product sold by Us. The foregoing are Your sole and exclusive remedies for any Product defect or non-conformity. By way of example but not limitation, the following costs and expenses are not covered by this Limited Warranty: (1) labor costs for the original installation, removal, or reinstallation of the Product, or defective part thereof; (2) labor costs or material charges for the removal, reinstallation, repainting, refinishing or replacement of any other items or building materials which must be removed, replaced, reinstalled, or refinished in order to repair or replace the defective Product or component. For example, costs associated with the following will not be reimbursed: counters, sinks, tiles, flooring, accessories, appliances or plumbing fixtures. When a claim for warpage, joint separation or wood growth is submitted, We may, at our option and after inspection, defer action for up to 12 months to allow the Product to acclimate to the installed environment. Further, We reserve the right to modify or alter any Product design, specifications or materials without obligation to make similar changes to Products previously manufactured or sold by Us.

The repair or replacement remedies offered by Us under this Limited Warranty are contingent on the current Product offerings of styles and construction options within our Product line at the time of a warranty claim is made by You. If a valid warranty claim is filed for an obsolete Product, We reserve the right, at our sole option, to honor its repair or replacement obligations under this Limited Warranty by either: (1) replacing the affected Product or component with a new Product or component of the same or approximate style or color from our current Product line or offerings; or (2) replacing the affected Product or component to achieve a uniform appearance with a similar or comparable product style or approximate color of the originally purchased style. If a Product or components are replaced or repaired, We cannot guarantee an exact match with the finish or appearance of other products or fixtures installed at the Your dwelling. This is due to changes that may occur during the Products' natural aging process, affecting its color and/or grain.

LIMITATION OF LIABILITY: The remedies described above are Your sole and exclusive remedies and our entire liability for any breach of this Limited Warranty. Our total liability shall under no circumstances exceed the actual amount paid by You for the defective product. Further, We shall not under any circumstances be liable for any consequential, indirect, incidental, special or punitive damages or losses, even if this Limited Warranty is deemed to have failed of its essential purpose. Some States do not allow the exclusion or limitation of incidental or consequential damages, so the above limitation or exclusion may not apply to You.

HOW DO YOU OBTAIN WARRANTY SERVICE? This Limited Warranty can also be found online at www.europacabinetry.com/about/100-year-limited-warranty [or/and] in the documentation that accompanied your Product. To obtain more information regarding the Product or to make a claim under this Limited Warranty, contact one of our authorized dealers or distributors, who will arrange for inspection of the Product. A dated sales receipt as proof of purchase is required to obtain benefits from this Limited Warranty. If you have difficulty obtaining assistance, please write to:

Europa Cabinetry, Customer Service Department, 6163 Old 421 Road, Liberty NC 27298
Effective date 10/12/17.

CABINET CARE

Your cabinetry is designed to withstand normal, daily household activities and should be treated like fine furniture. Follow these simple recommendations to care for your cabinetry:

WOOD AND EUROTEK CABINETRY

The tough, catalyzed varnish protecting your cabinetry should resist foods, beverages and household agents normally found in today's homes.

WOOD, MELAMINE, METAL, THERMOFOIL AND EUROTEK CABINETRY

Clean cabinet exteriors and interiors using a soft, damp cloth (not a paper towel) and a mild, non-detergent soap (we recommend 100 parts water and 1 part liquid dish soap). Dry immediately. Do not use abrasive soap pads, abrasive cleansers, steel wool, bottled spray cleaners, solvent-based cleaners or cleaners containing bleach. Wax or polish is not necessary and is not recommended. Excessive moisture can damage the finish. Do not spray cleaner directly on cabinet or allow moisture to seep into seams or joints. Do not leave damp cloths draped over cabinet doors or drawers.

THERMOFOIL CABINETRY

Thermofolds, while very durable, can be damaged by excessive heat. Properly-installed Heat Shields protect cabinets adjacent to ovens, ranges and dishwashers. As a precaution, open doors and drawers away from an oven during high-temperature, self-cleaning cycles. Also, pull countertop appliances, such as toasters, ovens, grills, or coffee makers, out from under the cabinetry before use. Damage caused by excessive heat is not covered under warranty.

ULTRALUX CABINETRY

The high-gloss surfaces of UltraLux are covered with a protective film from the manufacturer. Remove the film after cabinet installation. To clean, use a micro-fiber cloth or other very soft cloth with a non-abrasive soap or detergent. Do not use paper towels, brushes, scourers or scrapers. Avoid harsh household cleaners and abrasives such as acetone, chloroform, benzene, ammonia,

thinners, caustic soda, toluene, xylene, dichloromethane, amyl acetate, glacial acetic acid, butyl alcohol, butyl acetate, Cellosolve, cresols/phenols, ethyl acetate, chlorinated solvents, halogenated solvents, methyl alcohol, methyl ethyl ketone and sink and toilet bowl cleaners. Safely remove any adhesive near the edges with mineral spirits.

REPAIR KIT

Small nicks and scratches that occur during daily use can be repaired using the products in the Touch-up Kit. Follow all instructions and keep all products out of reach of children.

MARKER: Capillary markers are ready to use, just remove the cap. Valve Markers require shaking to mix the contents. Depress the valve to start the flow, careful not to over-flood the felt tip.

FILL STICK: Fill damages with the stick and gently remove excess material by rubbing with a clean, dry, lint-free cloth.



KITCHEN CABINET MANUFACTURERS ASSOCIATION
ENVIRONMENTAL STEWARDSHIP PROGRAM.
ALL PRODUCTS IMPACT THE ENVIRONMENT.
FOR ESP PROGRAM CRITERIA, VISIT KCMA.ORG



©2021 Europa. Europa Cabinetry is a
Norcraft Companies brand. Norcraft
Companies is part of the MasterBrand
Cabinets Family.

Europa Advantages

- Hundreds of doors in every popular material, finish and style from traditional to ultra-modern
- Soft Close Drawers and Doors
- First-class Wood Dovetail and Metal Drawer systems
- Free, custom, size modifications for most cabinets; ask your designer for details
- Designer colors and modern Low Sheen finish at no upcharge
- Custom paint colors
- Popular paint, glaze, linen and distressed finishes at low upcharges
- All-Plywood or Engineered Furniture Core construction
- Full-Access construction means more storage, easy-to-clean, and precise alignment
- Full-depth, adjustable shelves
- Made in America from domestically- and globally-sourced components
- 100-year Limited Warranty

Front Cover – South Beach door style in Linear Bronze II UltraLux and Piper door style in Kona Vertical Textured Melamine.

Back Cover – Stickley door style in Rustic Alder with Natural stain and Lakeway door style with Blue Ash paint.

Printed images should not be used for color matching.



800.803.2315

www.europacabinetry.com